

Schilder
und
Symbole

1003

Deutsche Grove[®] GmbH

Baujahr	<input type="text"/>	Typ	<input type="text"/>
YEAR OF MANUFACTURE		TYPE	
Fabr.-Nr	<input type="text"/>	Tragf.	<input type="text"/>
SERIAL NUMBER		LIFTING CAPACITY	

4

BERUFSGENOSSENSCHAFTLICHER
AUSHANG (VBG 9)

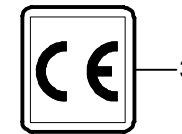
2

Deutsche Grove[®] GmbH

W09

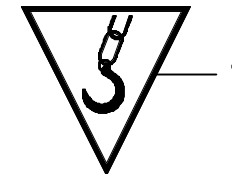
zul. Gesamtgewicht	<input type="text"/>	kg	zul. Gesamtgewicht	<input type="text"/>	kg
amtlich zul. Ges. Masse des Zuges	<input type="text"/>	kg	techn. zul. Ges. Masse des Zuges	<input type="text"/>	kg
amtlich zul. Achslast	<input type="text"/>	kg	technisch zul. Achslast	<input type="text"/>	kg
1. Achse	<input type="text"/>	kg	1. Achse	<input type="text"/>	kg
2. Achse	<input type="text"/>	kg	2. Achse	<input type="text"/>	kg
3. Achse	<input type="text"/>	kg	3. Achse	<input type="text"/>	kg
4. Achse	<input type="text"/>	kg	4. Achse	<input type="text"/>	kg
5. Achse	<input type="text"/>	kg	5. Achse	<input type="text"/>	kg
6. Achse	<input type="text"/>	kg	6. Achse	<input type="text"/>	kg
7. Achse	<input type="text"/>	kg	7. Achse	<input type="text"/>	kg
8. Achse	<input type="text"/>	kg	8. Achse	<input type="text"/>	kg

Typ Baujahr A=




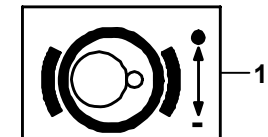
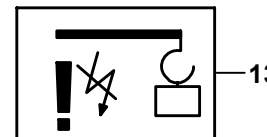
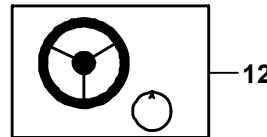
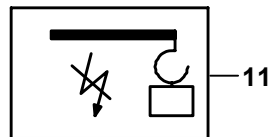
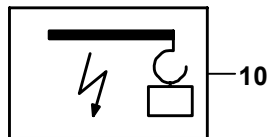
6

Der Aufenthalt im
Drehkreis des Kranes
ist während des
Betriebes
verboten



9

ENGINE
STOP



GROVE

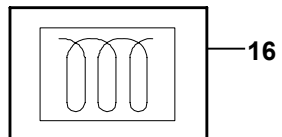
SCHILDER UND SYMBOLE
 SIGNS AND SYMBOLS

BILDТАFEL
 PICTORIAL DISPLAY

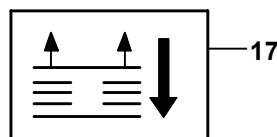
05.04

2225865-ETL F

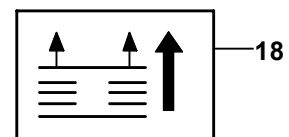
2/3

GMK 6300**G 000**

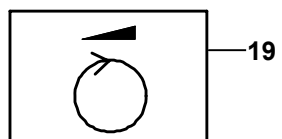
16




17



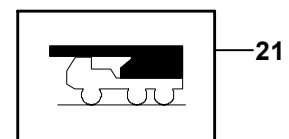
18



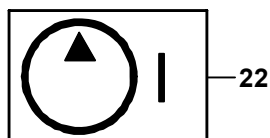
19



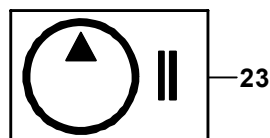
20



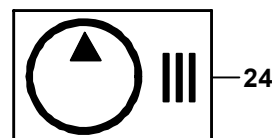
21



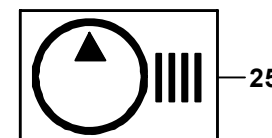
22




23




24



25



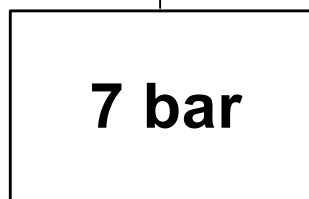
26



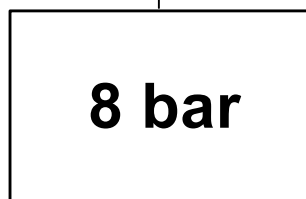
27

GROVE [®]	SCHILDER UND SYMBOLE SIGNS AND SYMBOLS	BILDTAFEL PICTORIAL DISPLAY		GMK 6300 G 000
		05.04	2225865-ETL F	

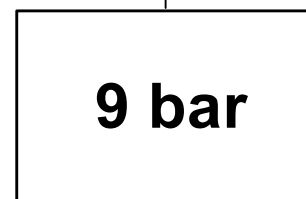
31



32



33



34

